


SMD Power Inductor CDRH60D28R



Halogen
Free



Description

- Ferrite drum core construction.
- Magnetically shielded.
- L × W × H: 6.3 × 6.3 × 3.0 mm Max.
- Product weight: 0.4g(Ref.)
- Moisture Sensitivity Level: 1
- RoHS compliance.
- Halogen Free available.

Environmental Data

- Operating temperature range: -40°C~+105°C (including coil's self temperature rise)
- Storage temperature range: -40°C~+105°C
- Solder reflow temperature: 260 °C peak.

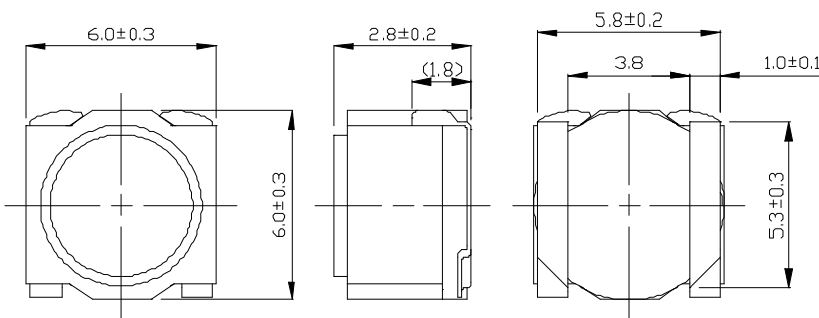
Packaging

- Carrier tape and reel packaging
- 13" diameter reel
- 2000 pcs per reel

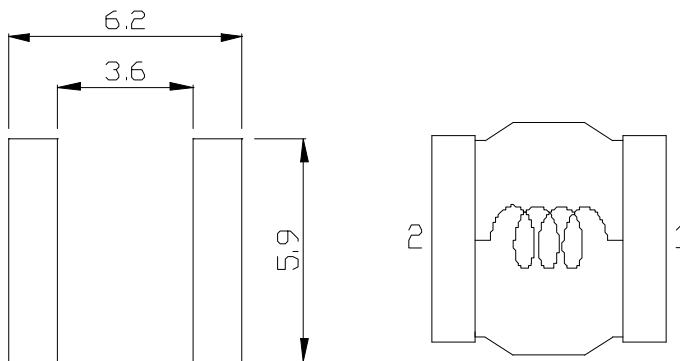
Applications

- Ideally used in Note PC, DVC, DSC.

Dimension - [mm]



Land pattern and Schematics - [mm]



SMD Power Inductor

CDRH60D28R



Electrical Characteristics


Part No.	Stamp	Inductance [μ H] [Within] ※1	D.C.R. (m Ω) (at 20°C)	Saturation current (A) ※2 (at 20°C)	Temperature rise current (A) ※3
CDRH60D28RNP-1R0NC	A	1.0 \pm 30%	11 \pm 25%	4.40	5.90
CDRH60D28RNP-1R5NC	B	1.5 \pm 30%	13 \pm 25%	3.80	5.20
CDRH60D28RNP-2R2NC	C	2.2 \pm 30%	16 \pm 25%	3.50	4.85
CDRH60D28RNP-3R0NC	D	3.0 \pm 30%	18 \pm 25%	3.00	4.45
CDRH60D28RNP-3R9MC	E	3.9 \pm 20%	22 \pm 25%	2.70	4.00
CDRH60D28RNP-4R7MC	F	4.7 \pm 20%	24 \pm 25%	2.40	3.75
CDRH60D28RNP-6R8MC	G	6.8 \pm 20%	37 \pm 25%	2.00	2.90
CDRH60D28RNP-100MC	H	10 \pm 20%	58 \pm 25%	1.60	2.25
CDRH60D28RNP-150MC	J	15 \pm 20%	89 \pm 25%	1.35	1.75
CDRH60D28RNP-220MC	K	22 \pm 20%	110 \pm 20%	1.10	1.55
CDRH60D28RNP-330MC	L	33 \pm 20%	165 \pm 20%	0.93	1.27
CDRH60D28RNP-470MC	M	47 \pm 20%	250 \pm 20%	0.76	1.02
CDRH60D28RNP-680MC	N	68 \pm 20%	380 \pm 20%	0.65	0.80
CDRH60D28RNP-101MC	P	100 \pm 20%	545 \pm 20%	0.54	0.65
CDRH60D28RNP-151MC	Q	150 \pm 20%	785 \pm 20%	0.44	0.54

※1. Measuring condition: at 100kHz.

※2. Saturation current: The value of D.C. current when the inductance decreases to 70% of its nominal value.

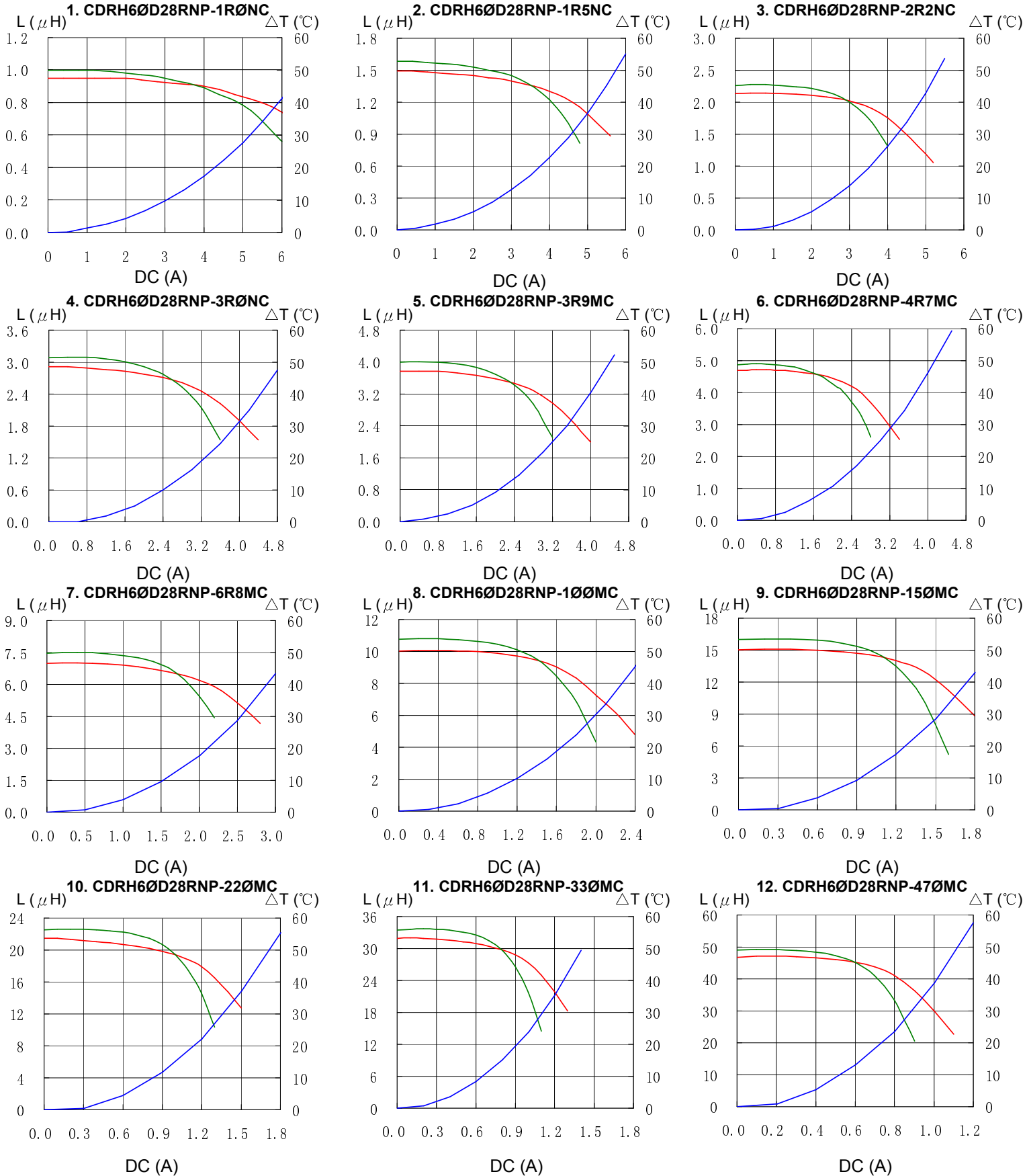
※3. Temperature rise current: The value of D.C. current when the temperature rise is $\Delta t=40^{\circ}\text{C}$ ($T_a=20^{\circ}\text{C}$).

SMD Power Inductor CDRH60D28R




Saturation Current & Temperature Rise Graph

— L (20°C) — L (105°C) — ΔT

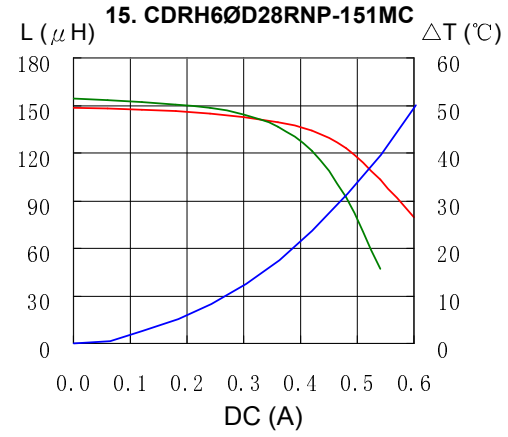
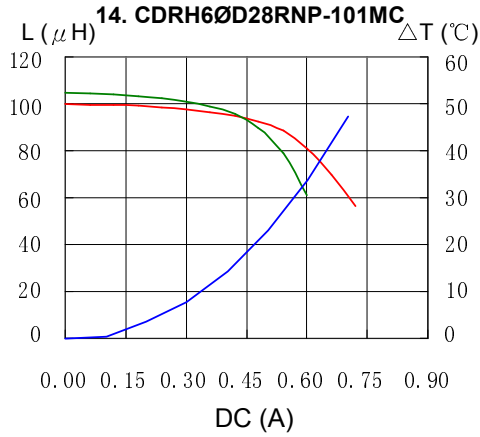
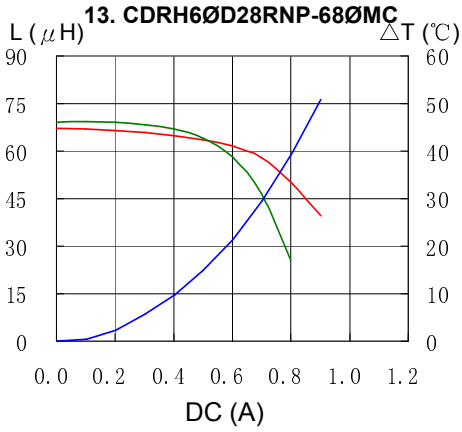


SMD Power Inductor CDRH60D28R

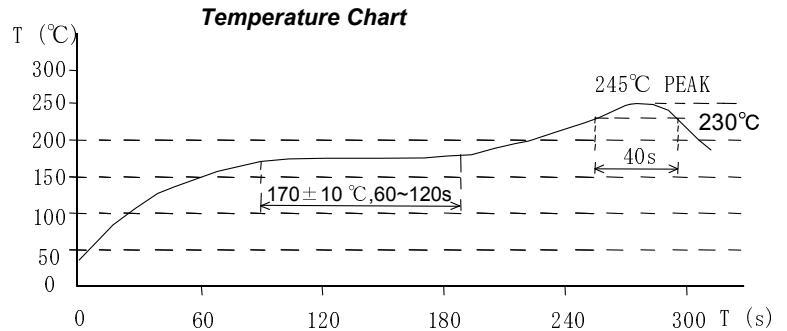
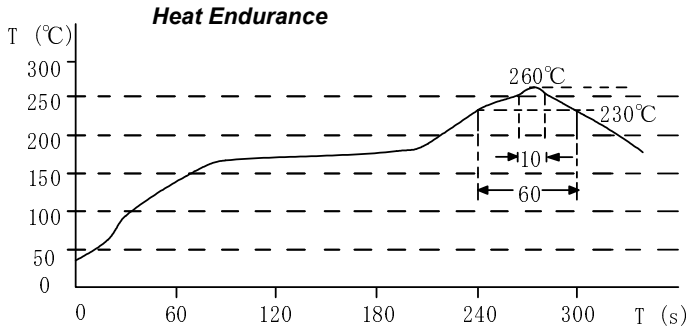


Saturation Current & Temperature Rise Graph

— L (20°C) — L (105°C) — ΔT



Solder Reflow Condition



Please refer to the sales offices on our website - <http://www.sumida.com>

Hong Kong

Tel. +852-2880-6688
FAX. +852-2565-9600
sales@hk.sumida.com

Tokyo

Tel. +81-3-5202-7112
FAX. +81-3-5202-7105
sales@jp.sumida.com

Chicago

Tel. +1-847-545-6700
FAX. +1-847-545-6720
sales@us.sumida.com

Shanghai

Tel. +86-021-5836-3299
FAX. +86-021-5836-3266
shanghai.sales@cn.sumida.com

Seoul

Tel. +82-2-6237-0777
FAX. +82-2-6237-0778
sales@kr.sumida.com

Obernzell

Tel. +49-8591-937-0
FAX. +49-8591-937-103
contact@sumida-eu.com

Shenzhen

Tel. +86-755-8291-0228
FAX. +86-755-8291-0338
shenzhen.sales@cn.sumida.com

Singapore

Tel. +65-6296-3388
FAX. +65-6296-3390
sales@sg.sumida.com

Neumarkt

Tel. +49-9181-4509-110
FAX. +49-9181-4509-310
infocomp@eu.sumida.com

Taipei

Tel. +886-2-8751-2737
FAX. +886-2-8751-2738
sales@tw.sumida.com

San Jose

Tel. +1-408-3219660
FAX. +1-408-321-9308
sales@us.sumida.com