

---

## Press Release

August 2, 2012

Company Name	<b>SUMIDA CORPORATION</b>
Representative	Shigeyuki Yawata, Representative Executive Officer (CEO) (Code 6817, 1st Section, Tokyo Stock Exchange)
For Inquiries	PR / IR Team (Phone: 81-3-3272-7801)

### Supplementary information on Mid-term Business Plan (2012-2014)

We would like to disclose supplementary information on Mid-term Business Plan (2012-2014) which was announced on February 20, 2012. Please refer to the attached documents for its details.

- END -



# Mid-term Business Plan

## 2012-2014

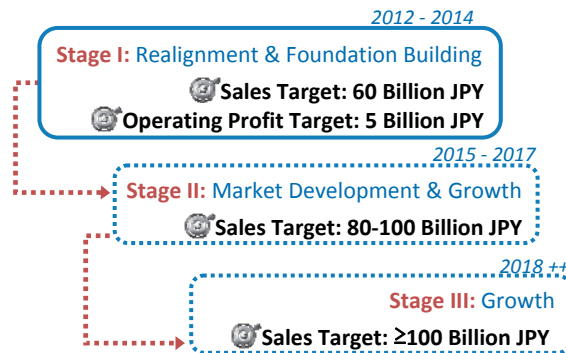

### (Elaboration)

## World Dynamics



- As a result of the debt crisis, developed economies such as Europe, USA and Japan are facing some growth challenges.
- Although emerging economies such as the BRICs have high growth potential in the coming years, we are observing slow downs in the rate of growth.
- Low cost manufacturers are improving on their product quality & service offering.
- In developing countries such as China which have been historically known as production locations, GDP growth have reached levels indicating that they should also be treated as a market.

## Our Planning Approach



*“Improving profitability through cost reduction & optimisation of our product portfolio to suit market needs”*

## Key Targets for Business Plan 2012-2014



### Key Targets to achieve by end of 2014

#### ■ PROFITABILITY IMPROVEMENTS

- Sales JPY 60 Billion
- OP JPY 5 Billion
- EBITDA JPY 8 Billion

#### ■ BALANCE SHEET IMPROVEMENTS

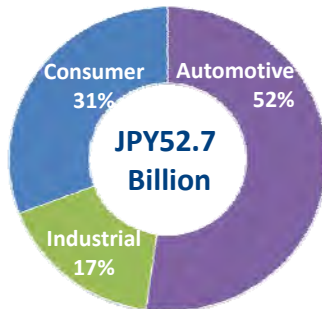
- D/E Ratio 1.4
- Cash Conversion Cycle (CCC) 50 days

Exchange Rate: 77JPY/1USD 105JPY/1EUR

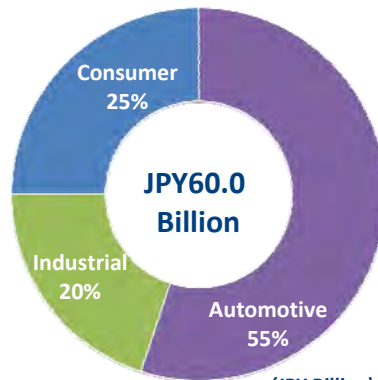
## Business Expansion into New Fields



FY2011 Results



FY2014 Targets



(JPY Billion)

	2011 (actual)		2014 (targets)		CAGR ('12-'14)
Automotive	27.5	(52%)	33.0	(55%)	6.2%
Industrial	9.0	(17%)	12.0	(20%)	10.2%
Consumer Electronics	16.2	(31%)	15.0	(25%)	-2.6%

## Automotive Related



### Leveraging Our Expertise to Develop Products for New Applications

- Further expansion of products with which we have high market share



ABS/ESC Coils



Smart Entry Systems



HID Module

- Business Expansion into new fields

▶ <b>Mechatronics</b>	Use knowledge gained from our long-term history with ABS coils to develop other Actuator products.
▶ <b>Sensors</b>	Expansion of products for a variety of in-vehicle sensors.
▶ <b>EV/HV Applications</b>	Expansion in the fields of reactors, transformers, battery charging and power management related products.

## Consumer Electronics Related



### Specialise in Growth Segments with Emphasis on Profitability

- Further expansion of products which we have high market share



Power Inductors



Power Transformers



Chip Inductors

- Business expansion into new fields

▶ <b>Smart Phone, Tablet PCs</b>	Positioning ourselves in growth fields, promote new developing products for inductors and transformers.
▶ <b>Digital SLR Cameras</b>	Components designed for high-end models.
▶ <b>Wireless Charging Systems</b>	Expansion of newly developed wireless power transfer coils.

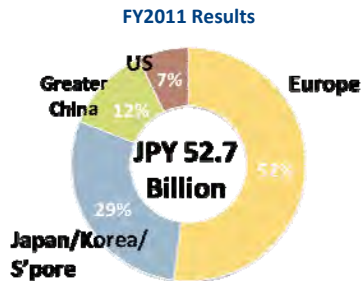
## Industrial Related



### Business expansion in the following 6 fields will play an important role in the coming years

<b>Industrial Machinery &amp; Tools</b>	Factory automation related machinery and tools, construction machinery, etc...
<b>Energy</b>	Power conditioning (inverter) oriented reactors and transformers.
<b>Medical • Healthcare</b>	Continuous expansion of high reliability components business.
<b>Identification System</b>	Expansion and development of small size and lightweight RFID products (ear tags) for use in livestock management.
<b>Security</b>	In addition to our product development to date, expansion of RFID related products.
<b>Lighting</b>	Investment into module development targeted for use with LED lighting.

## Focus on Further Expansion in US & China



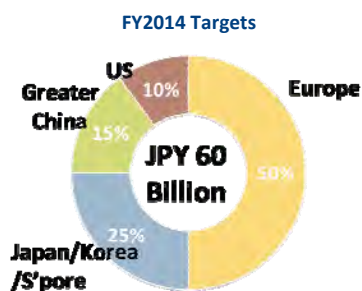
### ① Expanding US Sales:

In addition to our existing Automotive business, we will focus on high technology applications such as Energy, Medical and Security related areas which have very high potential for growth.

### ② Expanding China Sales:

- Strengthen design-in capabilities in Japan, US, and Europe to support sales increase in China
- For expansion of business with Chinese Companies, we are re-engineering our distribution system within China.

### ③ Further development and expansion of Global Key Account Management System to improve support of our global customers.



Copyright© 2012 SUMIDA CORPORATION. All rights reserved.

9

## Manufacturing Cost Reduction



### 1. Further Implementation of Automated Production Lines:

Further production optimisation through accelerated automation of processes, particularly for automotive related products with long product life cycles and lower volume fluctuations.

### 2. Strengthening our purchasing power as a Global One company:

Strengthening our purchasing power through the unification of our procurement system and focusing on a single contact window to suppliers within Sumida Group Globally to expedite improvements.

### 3. Production Transfer to Low Cost Sites:

In addition to further automation of product lines, production transfers to low cost sites (satellite factories) will enable us to lower direct labour costs by 10-30%. Combined with the on-going development of new low cost sites for both Asia and Europe, additional cost reductions will be achieved.

Copyright© 2012 SUMIDA CORPORATION. All rights reserved.

10

**R&D: US, Germany & Japan**

R&D bases in developed countries focus on the development of new products and technologies.

- New Material Development
- Transition from component to module development
- Development of magnetics products

**R&D: China**

As the base for application engineering, fast response times to design changes and sample requests are used as the fundamental focus for further development in this region. In addition, alternative material (2<sup>nd</sup> source) development will also be researched here.

Copyright© 2012 SUMIDA CORPORATION. All rights reserved. 11

- Increased profitability through focused actions for productivity improvements.
- Cash creation through emphasis on management goals:
  - 1. Global Cash Management**  
Putting emphasis on global cash flow management in relation to debt repayment, better utilise cash on hand. Use cash pooling to hasten repayment of debts.
  - 2. Cash Conversion Cycle (CCC)**  
Through inventory reductions and reconsideration of accounts receivable and payable terms, focus is on reducing our CCC from 106 days down to 50 days to raise our capital efficiency.

## Income Statement & Balance Sheet

	FY2011	FY2014	(Million JPY)
<b>Income Statement</b>			
Sales	52,759	60,000	
<b>Gross Profit</b>	<b>10,103</b>	<b>14,100</b>	
GPR	19.1%	23.5%	
<b>SGA Expenses</b>	<b>7,993</b>	<b>9,100</b>	
<b>SGA/Sales Ratio</b>	<b>15.2%</b>	<b>*15.2%</b>	<i>*Note: SGA/Sales Ratio remains flat due to planned additional investment into R&amp;D.</i>
<b>Operating Income</b>	<b>2,110</b>	<b>5,000</b>	
OIR	4.0%	8.3%	
<b>EBITDA (OP + Depreciation/Amortisation)</b>	<b>4,605</b>	<b>8,000</b>	
<b>Balance Sheet</b>			
Cash and cash equivalent	6,912	2,500	
Trade receivables	9,581	9,863	
Inventories	8,027	6,288	
Other assets	22,977	24,768	
<b>Total Assets</b>	<b>47,497</b>	<b>43,419</b>	
Trade payables	3,397	7,545	
Debts	31,752	17,792	
Other liabilities	5,161	5,400	
<b>Total liabilities</b>	<b>40,310</b>	<b>30,737</b>	
Equity	7,187	12,682	
<b>Total equity and liabilities</b>	<b>47,497</b>	<b>43,419</b>	
CCC Days	106	50	
D/E Ratio	4.4	1.4	

## Disclaimer Regarding Forward Looking Statements

Sumida Corporation (referred to as "Sumida") makes this document available for informational purposes only. This document contains certain "forward-looking statements" which reflect management's current views and the assumptions made with respect to specific future events and financial performance. Such statements are based on currently available information, and by their nature are subject to various risks and uncertainties that could cause actual results to differ materially from those projected or implied in "forward-looking statements" and from historical trends.

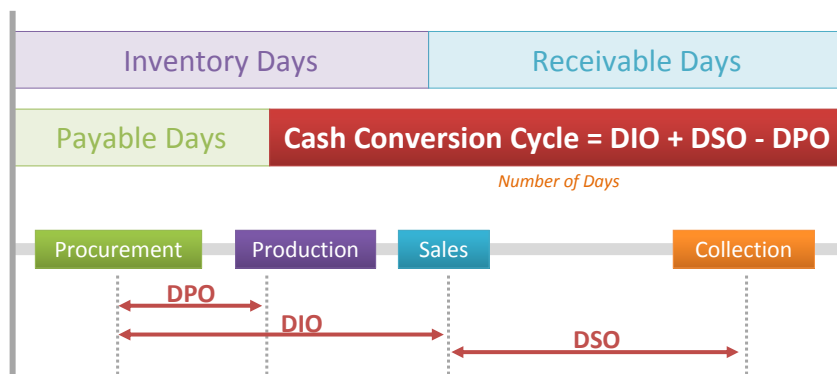
These risks include but are not limited to domestic and global economic business conditions, successful execution of our strategy and our ability to realise the resulting benefits, our ability to develop and market new products, changes in legislation, legal claims, changes in exchange and interest rates, changes in tax rates, actuarial assumptions, raw materials and employee costs, our ability to restructure our operations, the rate of technological changes, political, economic and other developments in countries where Sumida operates, industry consolidation and competition. As a result, Sumida's actual future results may differ materially from the plans, goals and expectations set forth in such forward-looking statements. Sumida is under no obligation to, and expressly disclaims any obligations to, update or alter its forward-looking statements, whether as a result of new information, subsequent or otherwise.

Sumida is under no liability of any person in respect of any loss and damage which may be suffered or incurred or which may arise directly or indirectly in respect of information contained. All rights, including, but not limited to the copyright, reserved. No part of this document may be reproduced in any means without the prior written permission of Sumida.



# APPENDIX

## Appendix 1: Working Capital Management



**DIO** = Days Inventory Outstanding

**DSO** = Days Sales Outstanding

**DPO** = Days Payable Outstanding